











SEPTA Parking Survey

September 30 through October 30, 2009

1. Do you select your preferred parking location based upon:			
		Response Percent	Response Count
Close to home		64.2%	199
Parking availability		13.2%	41
Zone fare on the RailRoad		3.5%	11
Frequency of train service		7.7%	24
Availability of seating on preferred train		1.3%	4
Personal security		1.6%	5
Other (please specify)		8.4%	26
		<i>answered question</i>	310
		<i>skipped question</i>	1

2. How often do you park at your preferred location?			
		Response Percent	Response Count
Daily		69.6%	215
Weekly		11.7%	36
Monthly		5.8%	18
Infrequently		12.9%	40
		<i>answered question</i>	309
		<i>skipped question</i>	2



3. Do you use a parking permit or pay a daily fee?			
		Response Percent	Response Count
Parking permit		16.1%	42
Daily fee		83.9%	219
		<i>answered question</i>	261
		<i>skipped question</i>	50






4. What time do you usually arrive at your preferred parking location?			
		Response Percent	Response Count
Before 6 AM		8.6%	26
Between 6 AM and 9 AM		80.5%	243
Between 9 AM and 3 PM		7.3%	22
Between 3 PM and 6 PM		3.6%	11
		<i>answered question</i>	302
		<i>skipped question</i>	9



5. What time do you usually depart from your preferred parking location?			
		Response Percent	Response Count
Between 9 AM and 3 PM		3.0%	9
Between 3 PM and 6 PM		53.3%	162
Between 6 PM and 9 PM		38.2%	116
After 9 PM		5.6%	17
		<i>answered question</i>	304
		<i>skipped question</i>	7



6. Have you ever been unable to park at your preferred parking location because space was not available?			
		Response Percent	Response Count
No		46.2%	141
Sometimes		32.5%	99
Regularly		21.3%	65
		<i>answered question</i>	305
		<i>skipped question</i>	6




7. Do you ever experience delays when leaving the lot because of illegally parked cars or vehicles double parked waiting to pick up riders?			
		Response Percent	Response Count
Yes, regularly		15.7%	48
Yes, infrequently		21.6%	66
No		62.7%	192
		<i>answered question</i>	306
		<i>skipped question</i>	5




8. Is the cost of parking at your preferred location reasonable?			
		Response Percent	Response Count
Yes		79.9%	234
No		20.1%	59
		<i>answered question</i>	293
		<i>skipped question</i>	18



9. On a scale of "1" to "5" with "1" being "Poor Condition" and "5" being "Good Condition" how would you rate the Overall Condition of your preferred parking location?			
		Response Percent	Response Count
"1" Poor Condition		8.6%	26
"2"		10.2%	31
"3"		26.7%	81
"4"		32.7%	99
"5" Good Condition		21.8%	66
		<i>answered question</i>	303
		<i>skipped question</i>	8



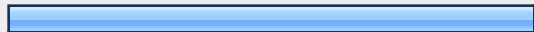
10. Is the parking facility signage adequate and informative?			
		Response Percent	Response Count
Yes		76.1%	226
No		23.9%	71
		<i>answered question</i>	297
		<i>skipped question</i>	14





11. Is the parking fee collection equipment electronic or slot box?			
		Response Percent	Response Count
Electronic		30.4%	78
Slot box		69.6%	179
		<i>answered question</i>	257
		<i>skipped question</i>	54







12. Is the parking fee collection equipment easy to use?			
		Response Percent	Response Count
Yes		58.8%	151
Sometimes troublesome		32.3%	83
No		8.9%	23
		<i>answered question</i>	257
		<i>skipped question</i>	54

13. Is the line striping and space numbering clearly legible?			
		Response Percent	Response Count
Yes		56.0%	163
Yes, but not everywhere		32.0%	93
No		12.0%	35
<i>answered question</i>			291
<i>skipped question</i>			20







14. Are you presently on a waiting list for parking permit?			
		Response Percent	Response Count
Yes		5.9%	17
No		94.1%	269
<i>answered question</i>			286
<i>skipped question</i>			25

15. If you are a parking permit customer, have you ever been unable to locate an open permit space?			
		Response Percent	Response Count
Yes		3.8%	10
No		15.2%	40
N/A		81.1%	214
<i>answered question</i>			264
<i>skipped question</i>			47

16. If a parking space is not available at your preferred location do you:			
		Response Percent	Response Count
Drive to another location		63.8%	169
Drive to your destination		27.9%	74
Leave and come back later		3.8%	10
Stay home		4.5%	12
		answered question	265
		skipped question	46

17. Have you ever received a parking ticket(s) at your preferred station?			
		Response Percent	Response Count
No		59.1%	178
Yes, I paid it		14.0%	42
Yes, I appealed it and it was waived		15.0%	45
Yes, I appealed it and the appeal was rejected		0.7%	2
Yes, more than once and I paid them all		6.3%	19
Yes, I appealed them, some were waived and some were rejected		5.0%	15
		answered question	301
		skipped question	10

18. If you are a permit parking holder, how would you rate the administration of the permit parking program on a scale of "1" to "5" with "1" being Unsatisfactory and "5" being Very Satisfactory

		Response Percent	Response Count
Not applicable		76.6%	187
"1" Unsatisfactory		4.5%	11
"2"		3.7%	9
"3"		7.0%	17
"4"		4.5%	11
"5" Very Satisfactory		3.7%	9
		<i>answered question</i>	244
		<i>skipped question</i>	67